NOTES:
1. ASSURE ASSEMBLY CAPABILITY BY MATCHING WITH MATING PART
2. DIMENSIONS IN [ ] ARE IN MILLIMETERS

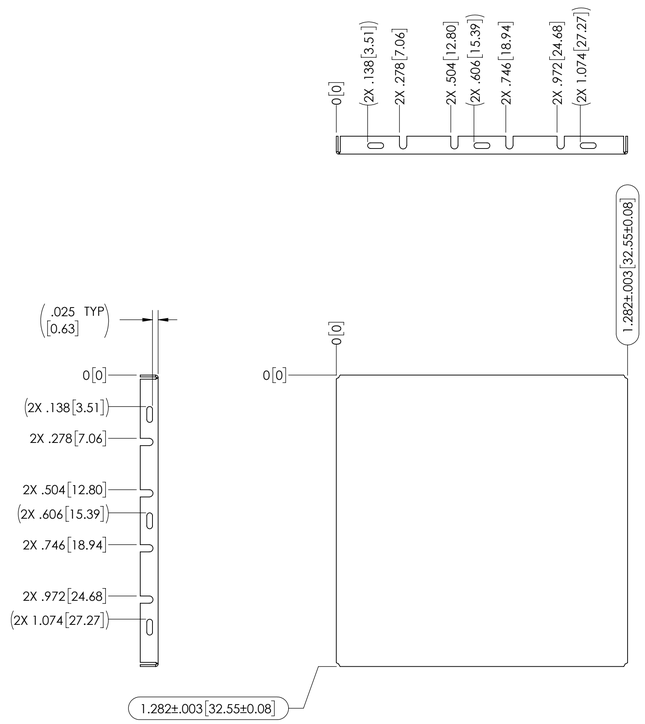

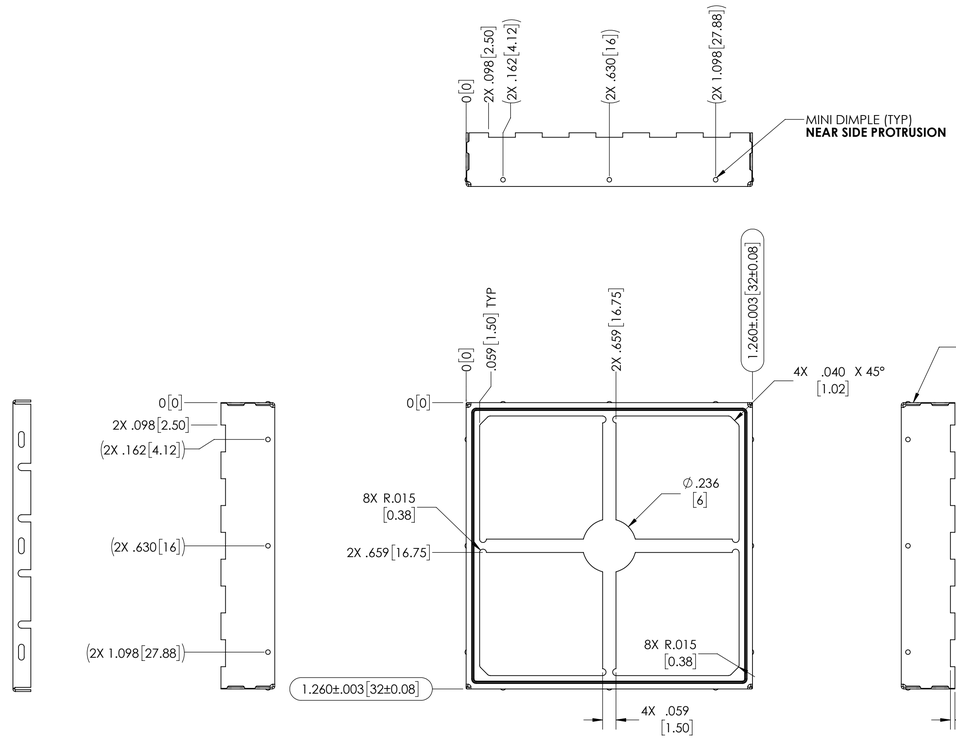

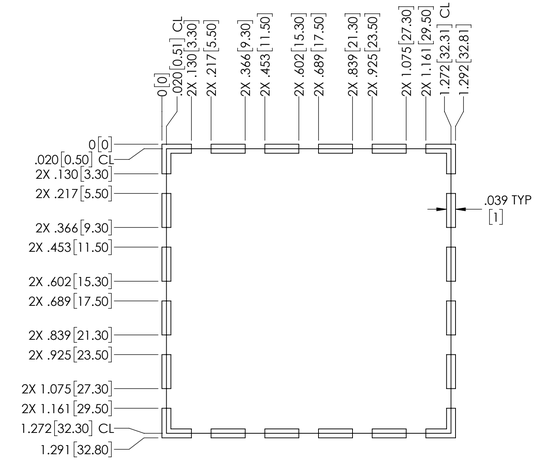

TRACE PATTERN

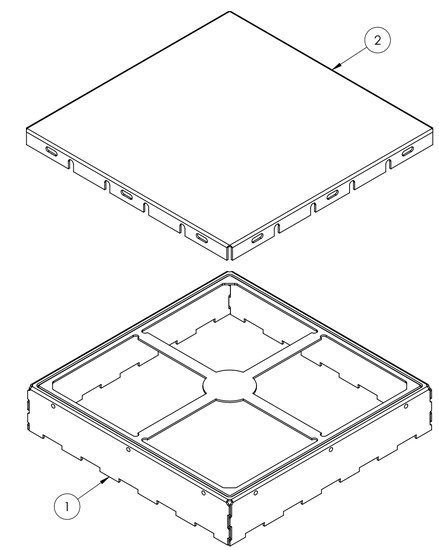

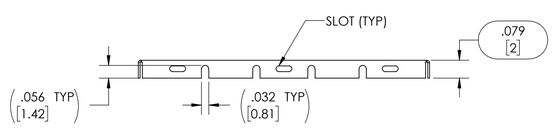

FORMED COVER

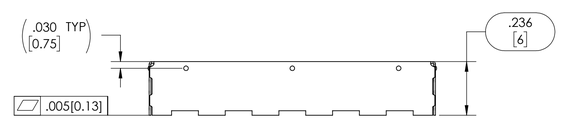

FORMED FRAME

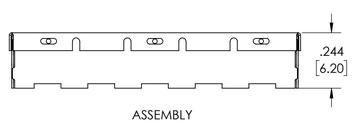

ASSEMBLY

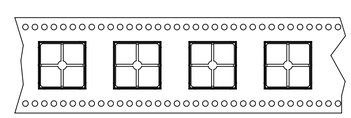

CARRIER TAPE

ITEM NO.	PART NUMBER	DESCRIPTION	QTY.
1	SMS-404-N-F	FRAME	1
2	SMS-404-N-C	COVER	1

CARRIER TAPE SPECIFICATIONS

PART NUMBER	DESCRIPTION	OVERALL DIMENSIONS	OVERALL HEIGHT	CARRIER TAPE WIDTH	CARRIER TAPE PITCH	PARTS PER REEL
SMS-404-N-F	FRAME	1.260 X 1.260 [32.00 X 32.00]	.236 [6.00]	44 mm	40 mm	225
SMS-404-N-C	COVER	1.282 X 1.282 [32.55 X 32.55]	.079 [2.00]	N/A	N/A	BULK PACK

C

THIS DOCUMENT CONTAINS PROPRIETARY INFORMATION OWNED BY LEADERTECH, OR DEVELOPED AT ITS OWN PRIVATE EXPENSE, AND MAY NOT BE USED, DUPLICATED OR DISCLOSED IN WHOLE OR IN PART FOR ANY PURPOSE INCLUDING DESIGN, MANUFACTURE OR PROCUREMENT WITHOUT THE WRITTEN PERMISSION OF LEADERTECH. LEADERTECH DOES NOT GUARANTEE OR WARRANTY THE PERFORMANCE CHARACTERISTICS.

UNLESS OTHERWISE SPECIFIED:
- ALL DIMENSIONS ARE IN INCHES
- PART SHALL BE FREE OF BURRS AND SHARP EDGES
- ALL DIMENSIONS SHOWN APPLY BEFORE PLATINGS AND COATINGS
- RoHS COMPLIANT PER EU DIRECTIVE 2011/65/EU
- POI = POINT OF INTERSECTION

THIRD ANGLE PROJECTION

.XXX +/- .005[0.13] .XX +/- .010[0.25] .X +/- .020[0.51] ANGLES +/- 2°

LEADER TECH a HEICO company — The Leading Edge in EMI Shielding Technology

TITLE: SURFACE MOUNT SHIELD

DRAWN BY:	APPROVED BY:
ACS 2015-04-16	ND 2015-04-16

FINISH: N/A

MATERIAL: .008[0.20] C77000 H02 (ALLOY 770)

SIZE:	DWG. NO.:	REV:
D	SMS-404-N	C

SCALE:	CAGE CODE:	SHEET:
3:1	4J674	1 OF 1