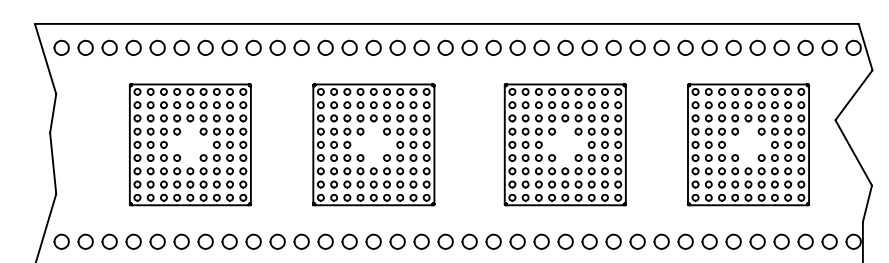
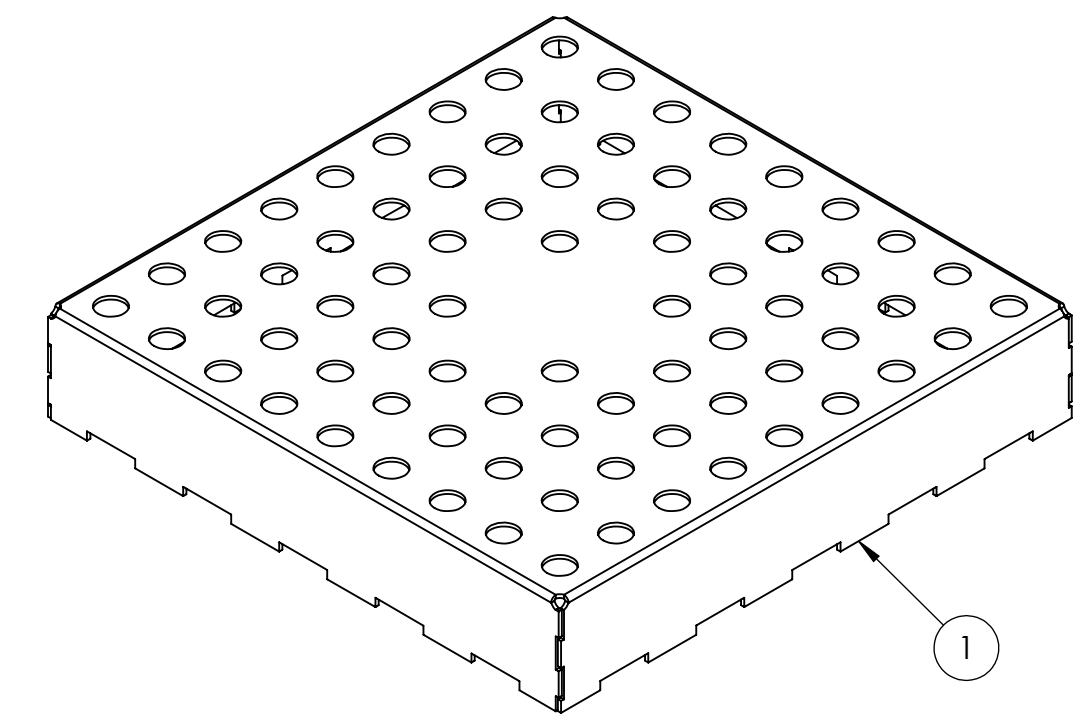
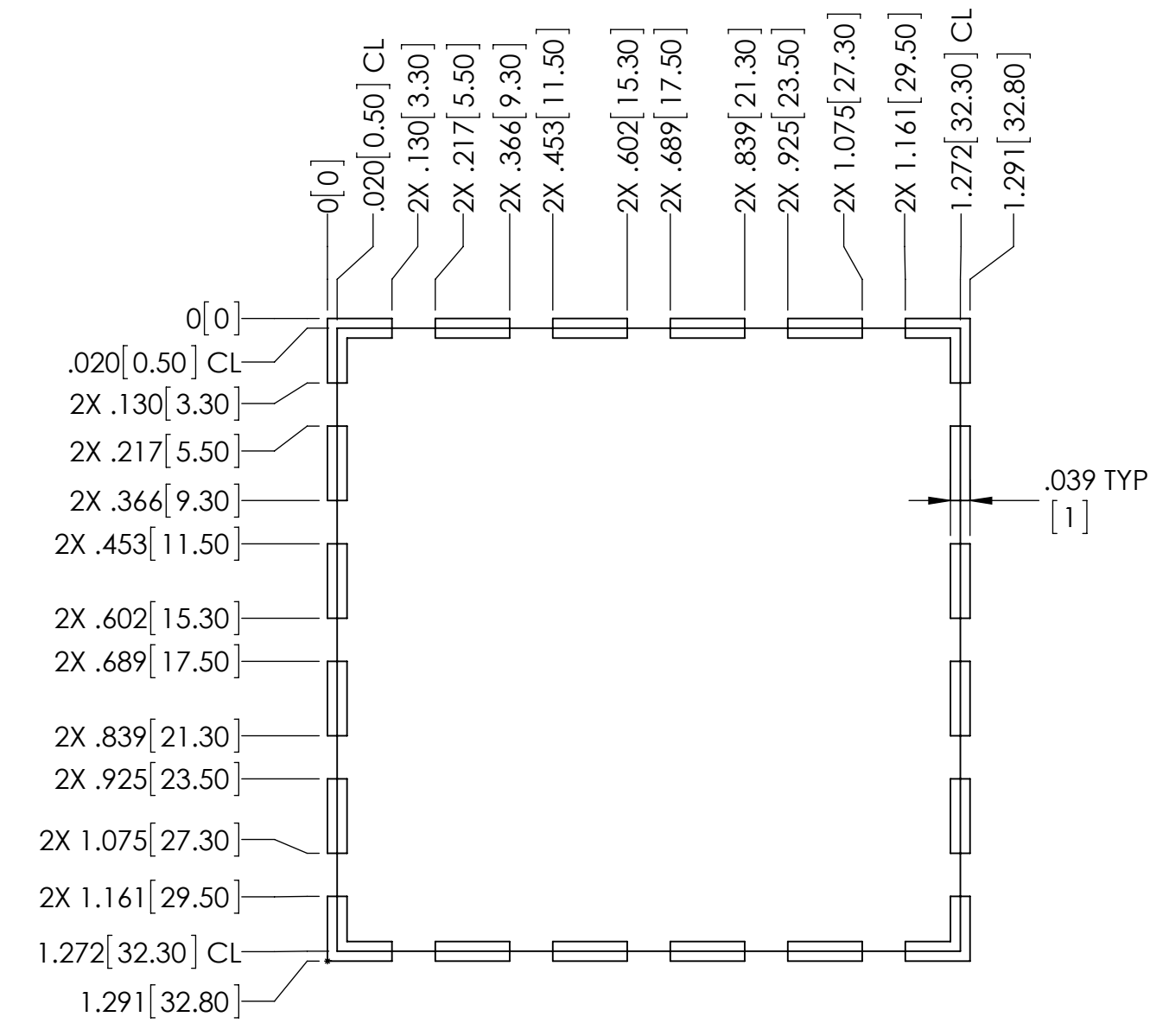
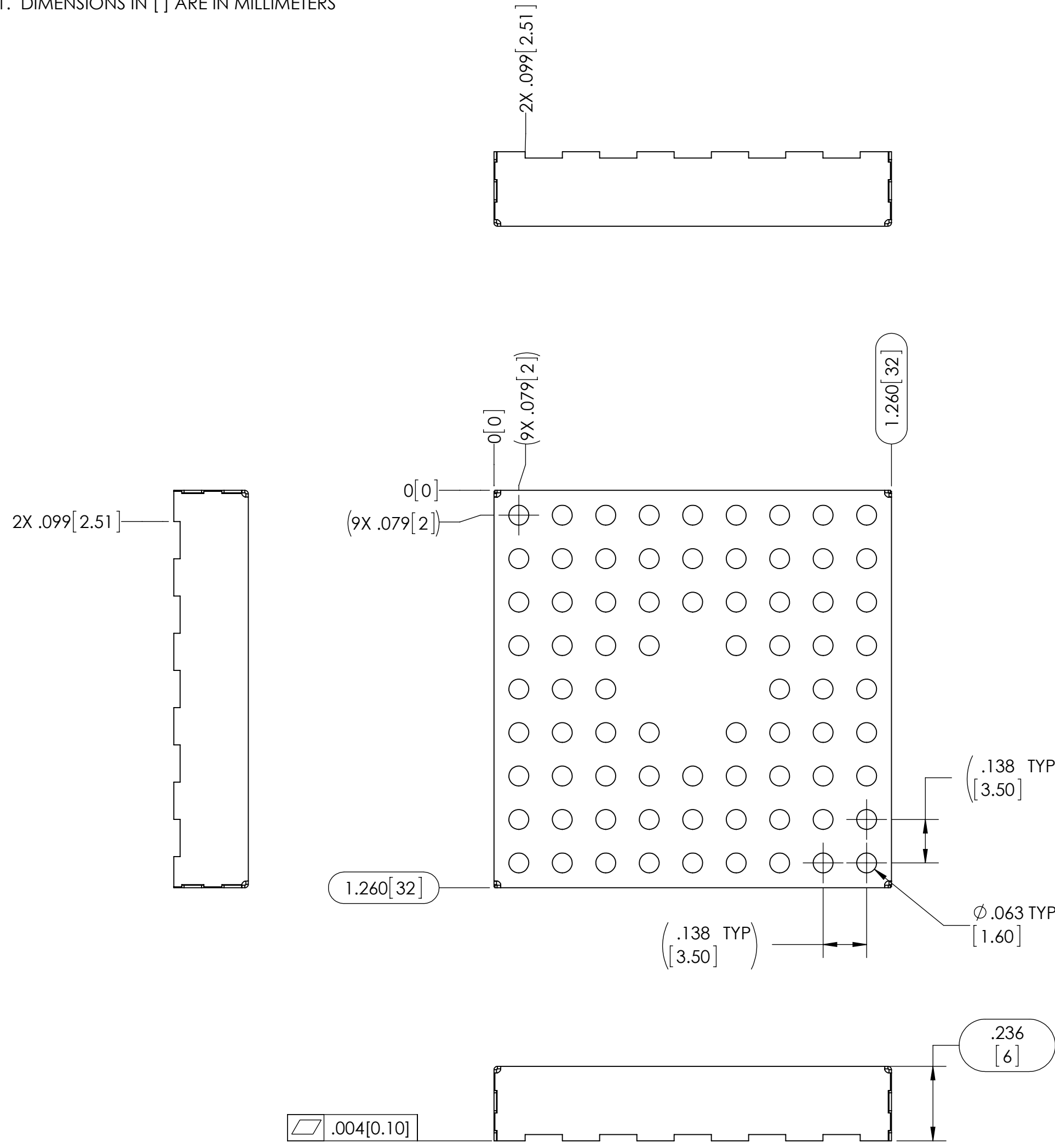


NOTES:
 1. DIMENSIONS IN [] ARE IN MILLIMETERS



CARRIER TAPE SPECIFICATIONS						
PART NUMBER	DESCRIPTION	OVERALL DIMENSION	OVERALL HEIGHT	CARRIER TAPE WIDTH	CARRIER TAPE PITCH	PARTS PER REEL
SMS-104-N	ONE PIECE SHIELD	1.260 x 1.260 [32.00 x 32.00]	.236 [6.00]	44 mm	36 mm	225

THIS DOCUMENT CONTAINS PROPRIETARY INFORMATION OWNED BY LEADERTECH, OR DEVELOPED AT ITS OWN PRIVATE EXPENSE, AND MAY NOT BE USED, DUPLICATED OR DISCLOSED IN WHOLE OR IN PART FOR ANY PURPOSE INCLUDING DESIGN, MANUFACTURE OR PROCUREMENT WITHOUT THE WRITTEN PERMISSION OF LEADERTECH. LEADERTECH DOES NOT GUARANTEE OR WARRANTY THE PERFORMANCE CHARACTERISTICS.

ITEM NO.	PART NUMBER	DESCRIPTION	QTY.
1	SMS-104-N	ONE PIECE SHIELD	1

UNLESS OTHERWISE SPECIFIED:
 - ALL DIMENSIONS ARE IN INCHES
 - PART SHALL BE FREE OF BURRS AND SHARP EDGES
 - ALL DIMENSIONS SHOWN APPLY BEFORE PLATINGS AND COATINGS
 - RoHS COMPLIANT PER EU DIRECTIVE 2011/65/EU
 - POI = POINT OF INTERSECTION

THIRD ANGLE PROJECTION

LEADER TECH
 a HEICO company
The Leading Edge in EMI Shielding Technology

TITLE: SURFACE MOUNT SHIELD ONE PIECE

SIZE: C DWG. NO.: SMS-104-N REV: A

SCALE: 3:1 CAGE CODE: 4J674 SHEET: 1 OF 1

FINISH: N/A MATERIAL: .008 [0.20] C77000 H02 (ALLOY 770)

DRAWN BY: SDH 2014-09-30 APPROVED BY: