
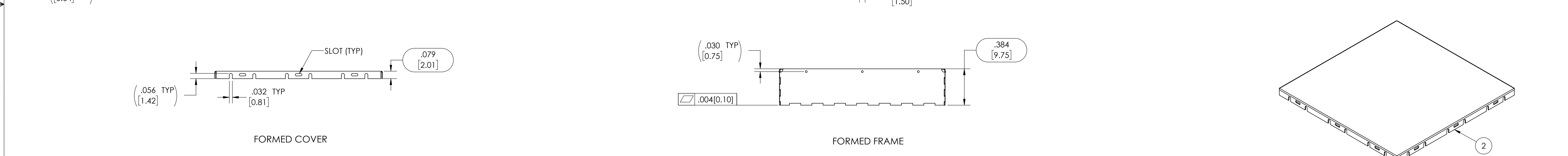
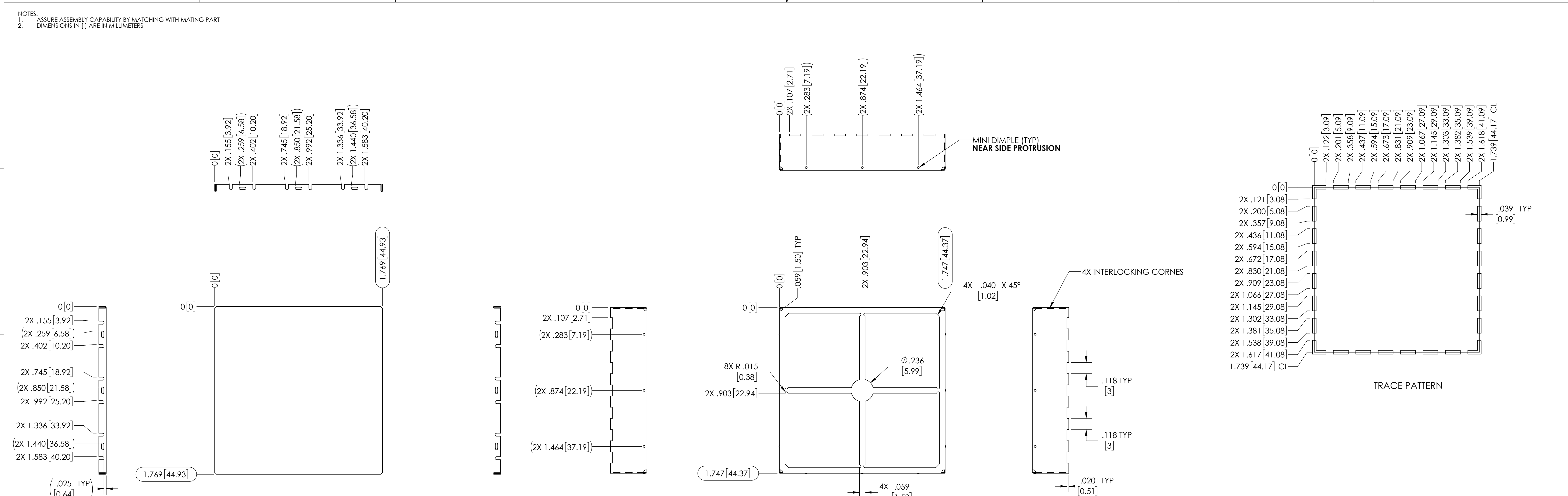


NOTES:
 1. ASSURE ASSEMBLY CAPABILITY BY MATCHING WITH MATING PART
 2. DIMENSIONS IN [] ARE IN MILLIMETERS

F
E
D
C
B
A

8 7 6 5 4 3 2 1



CARRIER TAPE SPECIFICATIONS						
PART NUMBER	DESCRIPTION	OVERALL DIMENSIONS	OVERALL HEIGHT	CARRIER TAPE WIDTH	CARRIER TAPE PITCH	PARTS PER REEL
SMS-407-N-F	FRAME	1.747 X 1.747 (44.37 X 44.37)	.384 (9.75)	72 mm	56 mm	120 Δ
SMS-407-N-C	COVER	1.769 X 1.769 (44.93 X 44.93)	.079 (2.01)	N/A	N/A	BULK PACK

ITEM NO.	PART NUMBER	DESCRIPTION	QTY.
1	SMS-407-N-F	FRAME	1
2	SMS-407-N-C	COVER	1

UNLESS OTHERWISE SPECIFIED: - ALL DIMENSIONS ARE IN INCHES - PART SHALL BE FREE OF BURRS AND SHARP EDGES - ALL DIMENSIONS SHOWN APPLY BEFORE PLATING AND COATINGS - ROHS COMPLIANT PER EU DIRECTIVE 2011/65/EU - POI = POINT OF INTERSECTION		THIRD ANGLE PROJECTION 	 a HEICO company The Leading Edge in EMI Shielding Technology
TITLE: SURFACE MOUNT SHIELD		DRAWN BY: ACS APPROVED BY: ND	
DATE: 2015-04-17 REVISION: ND	DATE: 2015-04-17 REVISION: ND	SIZE: D SCALE: 2:1	SHEET: 1 OF 1

THIS DOCUMENT CONTAINS PROPRIETARY INFORMATION OWNED BY LEADERTECH OR DEVELOPED AT ITS OWN PRIVATE EXPENSE AND MAY NOT BE USED, DUPLICATED OR DISCLOSED IN WHOLE OR IN PART FOR ANY PURPOSE INCLUDING DESIGN, MANUFACTURE OR PROCUREMENT WITHOUT THE WRITTEN PERMISSION OF LEADERTECH. LEADERTECH DOES NOT GUARANTEE OR WARRANT THE PERFORMANCE CHARACTERISTICS.